




Cascade Pacific Plymouth Club, Inc.

Affiliate of Plymouth Owners Club, Inc. Founded 2000

DEDICATED TO THE
PRESERVATION & RESTORATION OF ALL
PLYMOUTH AUTOMOBILES



Volume Twenty, Issue Four

Clackamas, Oregon

April, 2020

Appreciating the smaller things as coronavirus slows us down

Jerry and Joanne Dixon were able to visit with family on Easter Sunday – from a distance.

D. J. Freeman is becoming acquainted with his lawnmower.

Up at the Naranen/Yates home, Susan indicated they had run out of meat, but didn't say whether she and Rick were going to become vegetarian, or intended to give up and go to the store.

Cari Catlow says telecommuting is working out well, but the new office manager insists on sleeping on her computer keyboard.

That's how life is going for some of our CPPC friends, housebound un-

Cari Catlow's home office manager, John Robie, isn't as helpful as he could be.



CPPC won't be meeting in April. Phil is trying to engineer an online gathering now. Watch your email for updates!



**STAY HEALTHY!
STAY HOME!
WE'LL BE IN TOUCH!**



Easter Sunday Together - Sort Of: Jerry & Joanne Dixon spent time with daughter Cindy, son-in-law Donnie, and Grandson Andrew in the front yard using social distancing on Easter Sunday. "We were so happy to visit with them even if no hugs were allowed."

til we see some relief from the COVID-19 virus.

In terms of activities, there are none, and in where future plans are concerned, ditto.

The CPPC Board of Directors were individually able to download the

From D. J. Freeman: "Cynthia and I have been doing our garden and I am touring weekly (around the yard on my lawnmower). No matter how much time we have there always seems to be that there is one more thing. I'm thinking of rebuilding all the Trico vacuum wiper motors I have been saving for "When I have time." Stay safe and see you when this all returns to the new normal."

meeting app Zoom and hold a virtual meeting, and at press time president Phil Lapin was toying with the idea of a club-wide meeting via Zoom on April 28 (watch for email updates).

Stay safe, stay well, and send newsletter items if you're doing neat stuff.



CPCC Officers 2020

President, Phil Lapin, 503-816-5644
 Vice-President, Jim Wheat, 661-361-9378
 Treasurer, Dolores Call 503-723-5118
 Board Chair, Mike Bade 503-702-2480
 At-large, Joanne Dixon 360-608-6171

Standing Committees

Membership, Mike Bade 503-702-2480

Newsletter, Website

Robin Will 503-285-3437
 robin@robinwill.com

Mayflower Events

Susan Yates, 503-705-6416
 Mindy Benfield, ben1323@aol.com

Refreshments Coordinators

Dennis & Jeannie Mowery 503-663-1204

Technical Advisors

Randy Ealy 503-864-8111

Member Care

Lorraine Griffey 503-666-2222

Club Activities

Jerry Dixon 360-607-7628

Portland Swap Meet

Robin Will 503-285-3437

Down by the Riverside Car Show

Randy & Pam Ealy, 503-864-8111

Membership & Dues:

Cascade Pacific Plymouth Club, Inc. dues are \$25.00 per calendar year
 Membership runs January 1 through December 31.

Concurrent membership to the National Plymouth Owners Club is required.
plymouthbulletin.com/members.htm

Mailing Address:

P.O. Box 2988, Clackamas, OR 97015

Website:

www.CascadePacificPlymouth.org


Email contact:

info@cascadepacificplymouth.org

**CASCADE PACIFIC
 PLYMOUTH CLUB**

DUES
\$25.00 per year

Concurrent membership in
 National Plymouth Owners
 Club is required.



Remembering my first car



By Jim Wheat

The year was 1962, I was a Senior in high school, had my license and needed a car. My parents said if I wanted a car, go buy one and don't forget to pay for the insurance. I was working for an elderly couple on weekends at their farm mowing the lawn, trimming trees and taking home things they didn't want, a picker's paradise.

In 1940 the lady had bought a new Dodge 2 door coup and unfortunately by 1942 she was disabled and could no longer drive. The car was parked under a palm tree, she did start every once in a while, but it was never driven again. The couple noticed that I was always looking at the car, the paint was gone and the upholstery was shot, I didn't care.

One day they said "We notice that you are always looking at that car, do you want it". I said, "Of course" and a deal was struck, I could either pay \$40 or mow the lawn four times. I chose to mow the lawn four times and the car was mine. I got my father to drive me over to their house to pick up the car, We put jumper cables on the battery, a couple gallons of gas in the tank and it started. I got the car home, the tires were 22 years old, cracked, but still held air. My father painted dental equipment on weekends for extra cash so the first order of business was a new

paint job. I sanded it and masked everything off. I decided on metallic blue and bought the paint for \$20 including the primer, we painted it in the driveway, it came out great.

Next was the upholstery and since we lived in Chula Vista the logical thing to do was to take it to Tijuana. In a matter of hours some kids had the inside stripped out, I chose the fabric and for \$40 labor I had a new interior. I drove on those 22 year old tires until they absolutely had to be replaced.

One day while driving to school the tail pipe broke right behind the muffler, I tied it up with some wire until I got home. Not being able to afford a new tail pipe, I found that orange juice cans had the same diameter as the tail pipe. Sliced down the middle and wrapped with wire it made a good fix.

One memorable moment with the car was getting pulled over by the police for supposedly going 40 in a 25 MPH zone, my car barely went that fast. I took it to court and told the judge my car wouldn't go that fast, he asked what kind of car, I said a 1940 Dodge, he laughed and the ticket was dismissed. Eventually I sold the car and bought a new Valiant, payments were \$40 per month. I had a lot of fun with the Dodge and still miss it.

The Steering Column, A Message from the President

Since last month's newsletter, the pandemic situation has had further impacts upon your Cascade Pacific Plymouth Club. We do not know what will happen from this date forward, but we have now cancelled the cruise in which was scheduled for June. (This was an easy decision, as Oregon City cancelled use of the park for our cruise in and refunded our fees!). It is unfortunate, as this event was the single largest revenue generator for CPPC, and combined with losing the swap meet means we have no major income events scheduled for the remainder of the year. The Board is waiting to see if we can have our picnic in August – we will keep you posted on that. We WILL get through this OK though!

More important than our events are our members, and we wish and hope that all of you are remaining safe and staying out of the public realm. If any of you know of members who may be sick or injured – no matter what the cause – please let one of your Board members know about it. Check with

You can attend a CPPC Board Meeting even if you're in quarantine!

Members are always welcome to attend the CPPC board meetings, which are always the second Tuesday of each month.

During the COVID-19 interim we're not meeting physically, but board members found it simple to download the meeting app Zoom, and to take care of business remotely.

Any CPPC member is welcome to do the same. Download Zoom (it's free) and let a board member know you're interested in the meeting. We'll furnish you with the invitation and password you'll need to join the proceedings.

It's not difficult to use the software, and there's no gas or time used up driving to and from the meeting, so this is an easy way to get involved.

the individual first though, as we will not publicize this type of material without approval.

Since we cannot "gather" physically, I am pleased to let you know that the CPPC Board held our first virtual meeting this month, using the ZOOM Internet platform. It went quite well, and we got our business taken care of in about a half hour. You may or may not get this newsletter in time, but I am going to send out an Email blast regarding a virtual General Membership meeting for this month of April. I think it will be a great opportunity for all members to at least hear and see a meeting – especially those far away like our Canadian members.

If you have your cars all spiffed up by now, here's a bit of trivia about what to do while "sheltered in place": The sales of jigsaw puzzles have skyrocketed, with many simply out of stock.

Holding onto hope: still planning CPPC's 20th Anniversary picnic for August 21

At this point nobody can say for sure how we'll be doing by August, so there's no use of planning – or un-planning – the picnic we intend to celebrate the club's 20th anniversary.

It's worth noting that the event is planned for a FRIDAY, August 21, starting at 4:00PM, in Willamette Park, in West Linn, at the confluence of the Tualatin and Willamette Rivers.

Naturally we'll inform our membership if circumstances make it impossible to keep that date, but for the time being it's nice to have something to look forward to.

We're grateful for the help of CPPC member Doug Crawford, who lives in West Linn and was able to get a substantial discount on the park fee.

Gary Rusher will host the event.

RIGHT: John Cooper sent this heads-up – Diamondback is offering free shipping through April 30. We don't usually run corporate ads for free in this space, but that's a good deal and we all need something to do with our downtime right now!

You can still find them though, so get yourself one and have some fun!

UNPAID MEMBERSHIP DUES

We still have 13-14 members who have yet to pay their 2020 dues. In light of the pandemic and the confusion it has caused, the Board has decided to keep these members on our database for now, and in the Membership Book. I fully understand that some of you may be hit hard financially – and we sympathize with this. What I am asking is that you please just let me know by phone (503) 816 5644, or Email: philz-map@gmail.com if you wish to remain a member – regardless of dues. In that way, we can clean up our database, and drop those who truly do not want to continue their membership. I hope that all will want to stay in the club! Thanks for your help with this.

P.L.

Diamondback Classic Radials

HAVE A LITTLE TIME?
GET YOUR RIDE READY

FREE SHIPPING
ON ANY TIRES IN OUR LINEUP
USE CODE SHIP4FREE

* average savings of \$120 per set *
this code is good until 04.30.2020



STAY SOCIAL WITH US

We want to see your rides, share news & give you discounts!



OFF THE HOOK –

Rubberizing parts & pieces

By Phil Lapin

Technical Committee & President

It would be hard to find anyone who is handy that doesn't have a pair of pliers, or a wrench. Most of these items nowadays have a rubber/plastic coating on the handles. Not everyone knows how easy this coating process is to do at home, and how readily available the material is.

Back in the 1940s, products called "plastisols" were developed. These are PVC resins dispersed in a plasticizer – resulting in a liquid of significant viscosity. The material can then be dipped, sprayed or used in molds. Plastisols are still widely used today. The one problem with most of them is that they require heat to cure, which is not often practical in a homeowner situation.

In 1972, a new company named PLASTI DIP International started up in Minnesota. They worked with plastisols, but developed a new version which could be air cured at room temperature. They named it "PLASTI DIP". Today there are a wide variety of PLASTI DIP products, the most useful for garage mechanics being dipable and spray versions of the original product. They are available in several common colors. The company website

Long-time member John Squires passes February 22

We were sad to learn that John Squires, of Lakebay, WA, died at the age of 81, on February 22, 2020.

John supported Plymouth club organizing in Washington, and he was a familiar sight at CPPC events.

POC Spring Meet in Illinois will be rescheduled

We got an email message from Jim Benjaminson of the national Plymouth Owners Club, informing us that the meet scheduled for June 17-21 in Springfield, Illinois, has been cancelled.

Jim's message said, "rescheduled for next year or later," which will allow plenty of time to sort out coronavirus concerns and re-start the planning process.



is www.plastidip.com. Big box stores like Home Depot carry a limited inventory of the products (basic black and white) in the paints section, but there are many variations which can be purchased elsewhere.

I typically buy the dipable type, sold in a 14.5 ounce metal can. It comes sealed with a pop top metal lid, and a plastic lid for later storage. Do not buy more (or open more) cans than you can use in a few weeks. It tends to thicken after opening, although it can be thinned if checked regularly.

What have I used it for – aside from dipping tool handles? On my 1942 Plymouth, I dipped all of the cracked and discolored window crank handle knobs black. I also dipped the rear door lock buttons. I also plan on coating some of my dash knobs. I painted it on a few under hood parts, as well as painting various electrical connections.

Application is fairly simple, but there are some tricks and rules. First, a single coat is often not thick enough, so 2-4 dips spaced about an hour apart

(continued on page 5)

Cascade Pacific Plymouth Club Technical Committee 2020

The committee meets the 4th Wednesday of each month, and other times as they are needed, gladly making house calls where necessary.

Call Randy Ealy at 503-864-8111 if you need assistance.

Charles Willis 503-668-0129 upandstuff@frontier.com, Sandy, OR
 Randy Ealy 503-864-8111 prealy48@gmail.com, Dayton, OR
 Jerry Dixon 360-607-7628 jojoes@outlook.com, Vancouver, WA
 Marlo Edman 503-936-4624 medman@teleport.com Portland, OR
 Phil Lapin, 503-816-5644 philzmap@gmail.com, Boring, OR
 Jeff Miller 503-452-3989 jjmiller2005@comcast.net, Portland, OR
 Dennis Mowery 503-663-1204 jenmowery@aol.com, Boring, OR
 David Pollock 250-743-4859 dnpollock@shaw.ca Shawnigan Lake, BC
 Philip Post 541-535-1860 harrigerj@charter.net Talent, OR
 Gary Rusher 503-939-9320 chiefgr@hotmail.com, Wilsonville, OR
 Bob Westphal 360-334-6037 bobwestphal@hotmail.com, Vancouver, WA
 Jim Wheat 661-361-9378 jawheat@gmail.com, Lake Oswego, OR

We will do all we can to help you with your car. NOTE: Keep this list handy for future use.

Rubberizing Parts & Pieces, *continued*

builds a nice thick surface. PLASTI DIP out of the can is fairly thick, but it will still flow and contour to the surface. It takes several minutes to “set up” in air, so plan on some flow (the thicker it comes from the can, the more time it will flow.) If it becomes too thick, solvents can thin it back down in the can.

With window crank knobs as an example, I first masked off the metal part of the cranks near the knobs. I then dipped the knobs carefully, holding them at an angle into the can. You need to withdraw them slowly to get an even coat. Planning on some flow, I kept the outer ends of the knobs facing upwards as it set up. I coated the knobs entirely – right up to the metal handles, and let the material flow downward onto the handle area. After multiple coatings, I used a razor blade to cut the PLASTI DIP flush with the base of the knobs, peeling off the waste and the tape. On smooth surfaces like chrome, drips can be peeled right off of the surface with some work. If coating old plastics that are cracked, a body filler can be used to first fill the cracks.

I have not used the spray cans of PLASTI DIP, but can imagine several projects that could use this type of application. I believe a good benefit of the spray cans is that the material will not thicken when stored in the pressurized can.

One last interesting use of PLASTI DIP is spray painting entire cars! Available in 1 gallon cans, less than \$400 in material will paint a whole car. Multiple spray gun coats are required (after masking off lights, windows and trim.) If you have never heard of this, you might now notice cars (typically with younger drivers) that have a rather dull colored paint surface. Why is it used? Because you can paint a car one color, then later peel it off and respray it with another color! It will also protect the base paint (think rock and chip protection!) There are several YouTube videos showing this process.

At under \$8 for a can of the dipping version, it is not expensive. Give it a try – it is really an interesting, fun and useful product.

Rusher looks at mystery Chrysler parts and template

By Robin Will

Tech committee reactions were varied when Gary Rusher and Mike Bade discovered an airplane hangar full of old Chrysler parts up near Stevenson, WA.

Some folks thought it was a treasure-trove of great stuff; others wondered if Gary had lost his mind when he brought most of it home.

A couple of years down the road, it looks like Gary is getting the last laugh. He is slowly working through truckloads of parts, some of them new old stock. He identifies them, cleans them up – and he discovers that buyers on eBay will pay good money for nice, clean old Mopar parts from the 1940s.

Most of the work is routine: pick up a piece, look for a part- or casting number, google it or look it up hands-on in one of the many parts catalogs Gary has on hand.

Other items are head-scratchers.

Case in point: these six chrome strips, obviously NOS, along with a template for mounting them on front and rear fenders, clearly labeled with a Chrysler part number. Great, right?

Except the a search on the part num-

BELOW: The header of the template. BOTTOM: template and chrome strips. INSET: The parts DO NOT appear to belong to a 1942 Chrysler.

ber returns no information, no model year is specified on the template, and nobody Gary asks can think of *one single year* when Chrysler had three chrome strips on the fenders.

Close-but-no-cigar guesses include the swoopy one-year-only 1939s, whose art-deco lines were relatively chrome-free. Next best guess is the smiley 1942 models, laden with chrome “speed lines” front and rear (see picture), which obviously has four of the shorter chrome moldings, not three. Postwar, nobody was putting chrome on cars like this (except for Chevy Fleetlines, which wouldn’t require a Mopar part number).

As old as we all are, we don’t feel like we should be baffled by this particular old-car trivia question – but we’re stuck. If anybody can identify a model year when Chrysler had three chrome strips, Part Number 951828, on the front and rear fenders, please get in touch with Gary or Robin, and bring pictures, if possible.

At very least, somebody’s going to get their name in the newsletter when we get this question answered.





BODY SHOP & REPAIRS

Lorraine Griffey is CPPC's Member Care contact. Please keep her updated about members who need cards, letters, e-mails or phone calls.
Contact Lorraine at 503-666-2222 or lorrainegriffey@yahoo.com

No news is good news where member care is concerned. Please keep Lorraine informed if health concerns have got you down.

NUTS & BOLTS: Board meeting highlights

*From minutes taken
by Jim Wheat*

The Board of Directors of Cascade Pacific Plymouth Club met on April 14, 2020, on line using Zoom meeting program.

Present were Board members, Mike Bade, Chairman of the Board; Phil Lapin, President; Joanne Dixon, Member at Large; Jerry Dixon guest; Robin Will, Editor; Jean Graham, guest; Randy Ealy Cruise-in Chairman; Jim Wheat, Secretary / Activities, recorded the minutes.

Mike Bade called the meeting to order at 12:00. Minutes of the March 10, 2020, Board Meeting were approved as published in the newsletter.

Treasurer: Phil reviewed the financial report. The club is doing well financially, the financial report was approved as submitted. Details are available from any Board member. Randy reviewed the status of membership who have not yet paid dues. Thirty phone calls were made to members, 20 responded, four could not be reached. 20 of the members contacted said they would send in dues. Overall there are still 14 that have not paid dues. Randy made a motion to let the 14 remain on the membership list, but they would be marked in red until the dues are paid. Phil will prepare an article for the newsletter to explain that the dues are important, especially now since we did not receive any income from the cancelled swap meet and projected income from the cancelled car show due to the restrictions concerning the virus. The motion was approved. Phil requested projected costs per month for insur-

ance on the Club trailer and rent for the meeting hall. There was a question regarding reimbursement of rent for the months we did not use the hall.

Vendor Books: The books are complete, Joanne is proofing them prior to sending the books to the printer. A motion was approved to print 50 copies. The membership book is also ready for printing.

Cruise in wrap up: A motion was approved to reimburse Mike for the cost of the T shirts. The shirts will be retained for next year due to restocking charges. A question was raised regarding the status of the two 1965 plymouths that were to be donated to the Club. At the last meeting it was decided to drop the offer and now with the virus restrictions it is not possible to check them out.

Newsletter: Robin suggested sending out an email asking members how they are spending time during the shutdown. The items for the newsletter are getting scarce since meetings and activities are cancelled.

April Membership meeting: Discussed having a membership meeting via Zoom. There are several technical issues that would have to be investigated.

Member at Large report: Joanne noted that dates for the Board and Membership meeting are not on the website, Robin to fix.

Activities: Checking on the availability of the Neon Museum, for May, date TBD.

May Birthdays: Reviewed list of

(continued on page 7)

MAY BIRTHDAYS

Larry Catt	3
Dennis Mack	4
Kris Nachand	5
Jeff Jolly	9
Laroy Smith	9
Dave Surmon	9
Jan Faltus	12
Wes Moore	13
Linda Amundson	17
Diane Parker	18
Philis VanCoelen	19
Ruth DeSantis	21
Vicki Williams	21
Randy Ealy	27
Yvonne Westphal	28
Jim Wheat	29
Jerry Dixon	30

REFRESHMENTS

March

Meeting Cancelled

April

Meeting Cancelled

May

Randy & Pam Ealy

June

Sign up now!!

July

Lloyd Schulz

August

Picnic at Willamette Park

September

SIGN UP NOW!

October

Joanne & Jerry Dixon

November

Potluck

December: No meeting

Board minutes,
continued

birthdays for May, details/list will be in the newsletter.

Overall the use of Zoom for the meeting was successful for most participants, however there are some technical issues with personal computers that will need to be addressed. It was agreed that this could be a useful tool for those that could not attend the meeting for whatever reason in the future.

Meeting adjourned 12:40pm.

How to get build records for your 1930-1967 Mopar

There's a new form on the National POC website to order build records from the Chrysler Historical Archives.


It is in the menu under "Files." You will need to print it out, fill out the information and MAIL it to:

FCA Historical Services
CIMS 410-11-21
12501 Chrysler Freeway
Detroit, MI 48288

Follow the link from the CPPC site or visit www.plymouthbulletin.com.



1975 Dodge three quarter ton Club cab will run needs work 1750 or best offer if you have any questions please give me a call. Rodney, 503-930-0295



Up for adoption: a pair of 1937 Plymouth Sedans




CPCC is Plymouth Information Central in the Pacific Northwest – between our Facebook presence and our website, we get lots of inquiries about work in process and cars for sale.

Mike Bade fielded this particular call,, from Richard Grove, in Bothell, WA (a northern suburb of Seattle).

Richard sent about 18 pictures, which may be viewed on Cascade-PacificPlymouth.org on the For Sale page. He has a pair of 1937 Plymouths for sale. The first is a humpback sedan

that's partially restored. It starts, runs & drives well. Recent work: carb rebuilt, replaced brake lines, shoes, rebuilt master and wheel cyls. New shocks. New seals, rear axle, rear transmission. Red Head, rebuilt steering box. Replaced king pins & tie rod ends. He also has a '37 slantback 4-door which ran when parked, which he characterizes as a parts car.

He is asking \$9,500 for the pair, and he can be reached at 206-669-4689. The cars are in Bothell, WA.



FROM THE 1937 PLYMOUTH SALES BROCHURE


PLYMOUTH *DeLuxe* FOUR DOOR TOURING SEDAN

1937 Plymouth sedan front end with brakes \$ 200.00 rear axle with brakes \$200.00 call John Woodhave 801 864 6479 leave message this is located outside Salt Lake City (01/20)

I am looking for a period correct roof rack for my '37 4 door. I'm not looking for a new one. D. J. Freeman: dj38plymouth@aol.com. (12/19)

Jeff Miller is looking for "inexpensive" storage for 3 IH Scouts. He wants to build a good one out of three he can buy. Portland westside would be idea. Contact Jeff or Phil Lapin. (12/19)

We want to keep old stuff in circulation, so advertising of Plymouth-related goods and services is free on a non-commercial basis. CPPC membership not required. Ads are published on a space-available basis, and edited ruthlessly to fit. Everything here is duplicated or expanded on CascadePacificPlymouth.org. Please remember to tell us when your stuff sells, so we can pull your ad. Contact the editor, robin@robinwill.com with your words and pictures.



1937 Plymouth Sedan: Complete Sedan with Chrysler 201 and 3 speed manual transmission (currently removed). Great candidate for original restoration or engine swap. Comes with a few extra parts (hubcaps, gaskets, engine stand and lift) More info on CascadePacificPlymouth.org. Asking \$10,000 OBO. Contact Logan @ 309-397-6876 (10/19)



For sale, 1951 Plymouth Suburban flathead 6, 3 speed, very solid car clean title good project to restore or hot rod, \$1500 or offer. Contact Bob Derbyshire 503-324-0923 (01/20)

Cascade Pacific
Plymouth Club, Inc.
Affiliate of Plymouth® Owners Club, Inc.
P.O. Box 2988
Clackamas, OR 97015

